

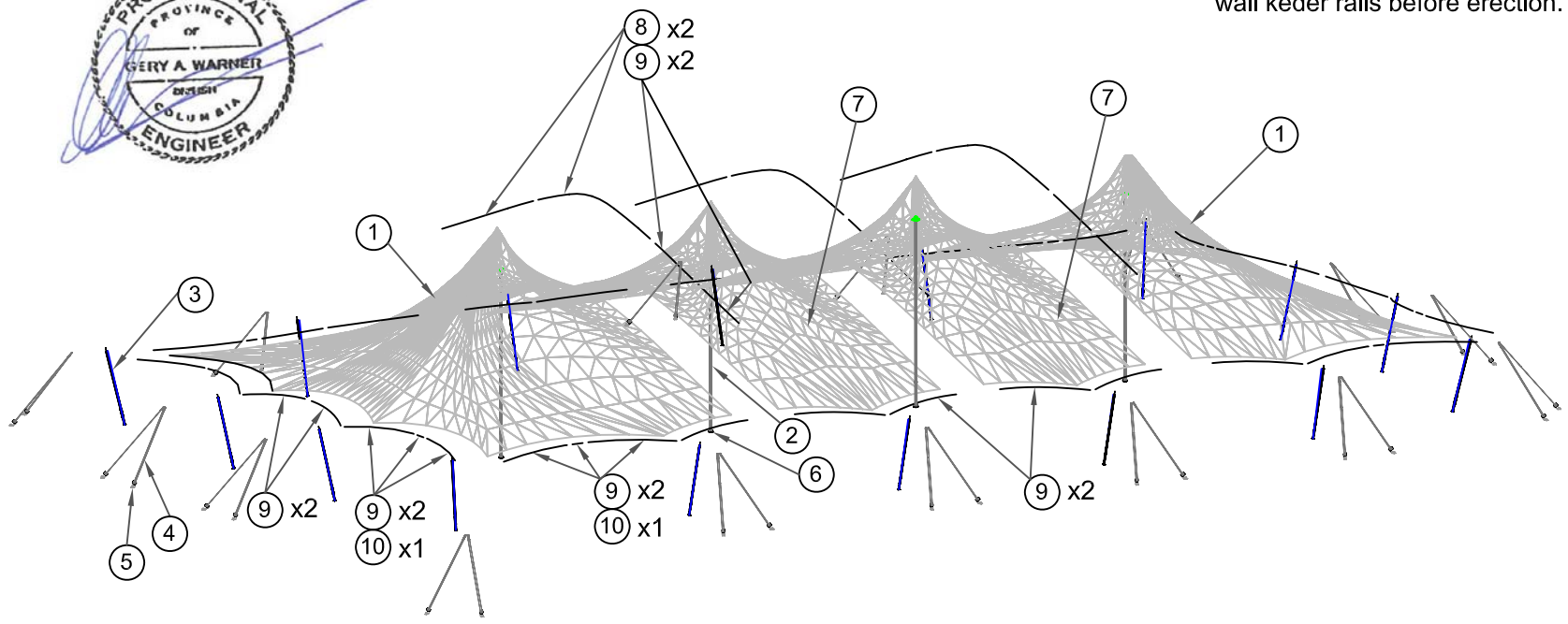
Designed to meet or exceed the following requirements: Design Wind - 90 MPH 3 Second Gust Per IBC-2003, Section 1609; NBC-90 q = 0.39 kPa Fire - ULC S109, Calif. Fire Marshall, & M2.
User Note: Tent integrity is a direct function of installation quality. Follow installation instructions, adding stakes as conditions require. Do not exceed design parameters or local ordinances for public assembly. Reaction forces shown are for test-bed conditions only. Hills or other land forms, windward obstructions & other local conditions will alter actual forces considerably. Stakes & guying indicated on this drawing may or may not be appropriate for soil & site conditions. When in doubt, consult local engineer.

CLIMBING ON TENT CAN RESULT IN INJURY OR DEATH.

Rev #	Date	By	Description

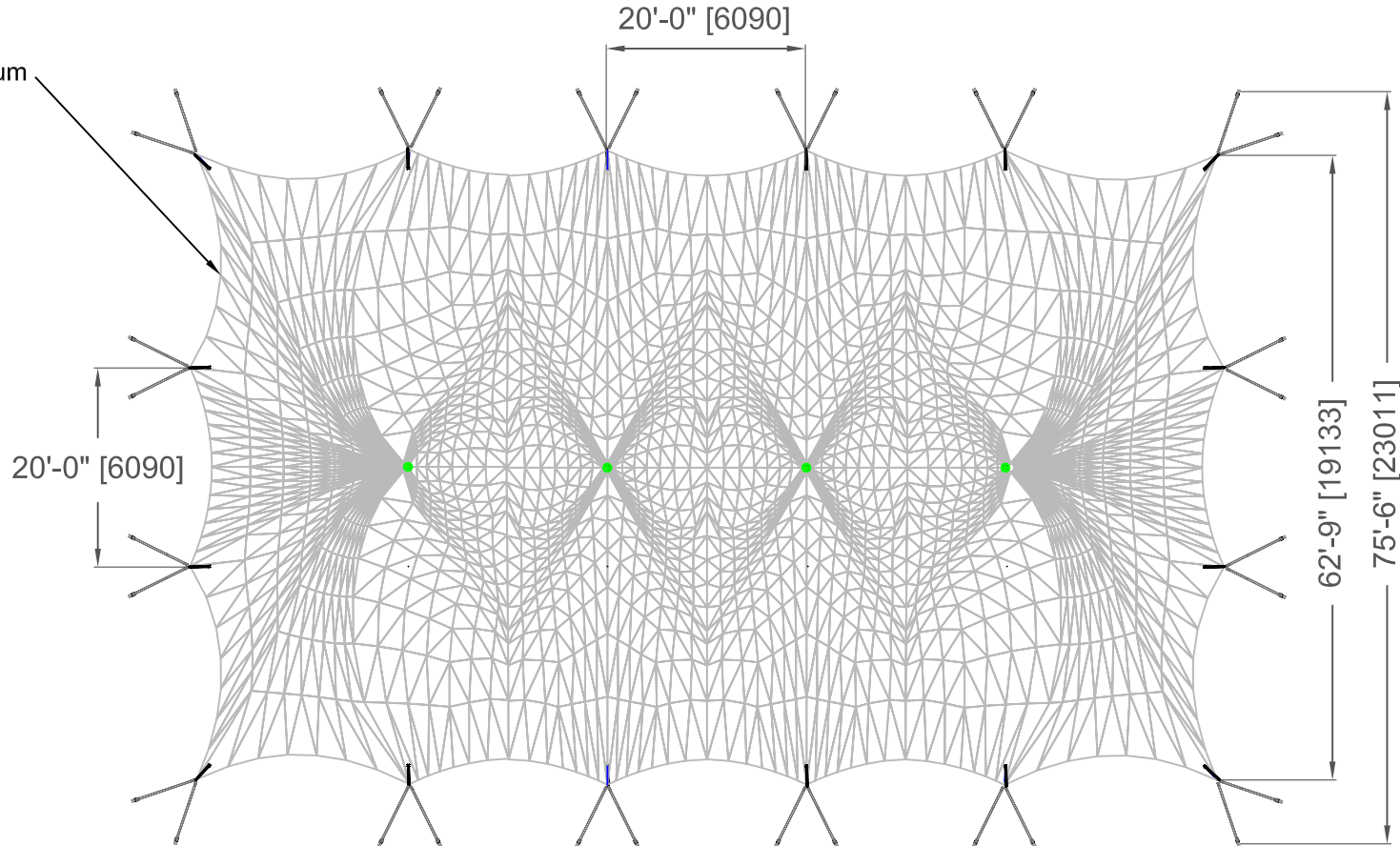


Installer Note:
 If walls are desired, install aluminum wall keder rails before erection.

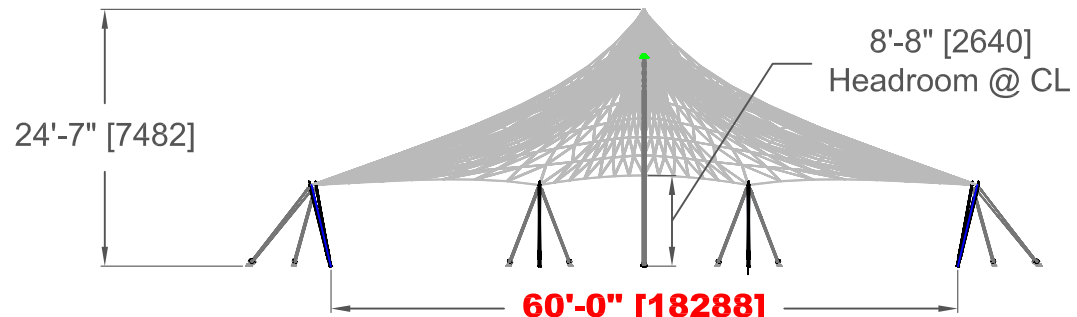


Exploded View

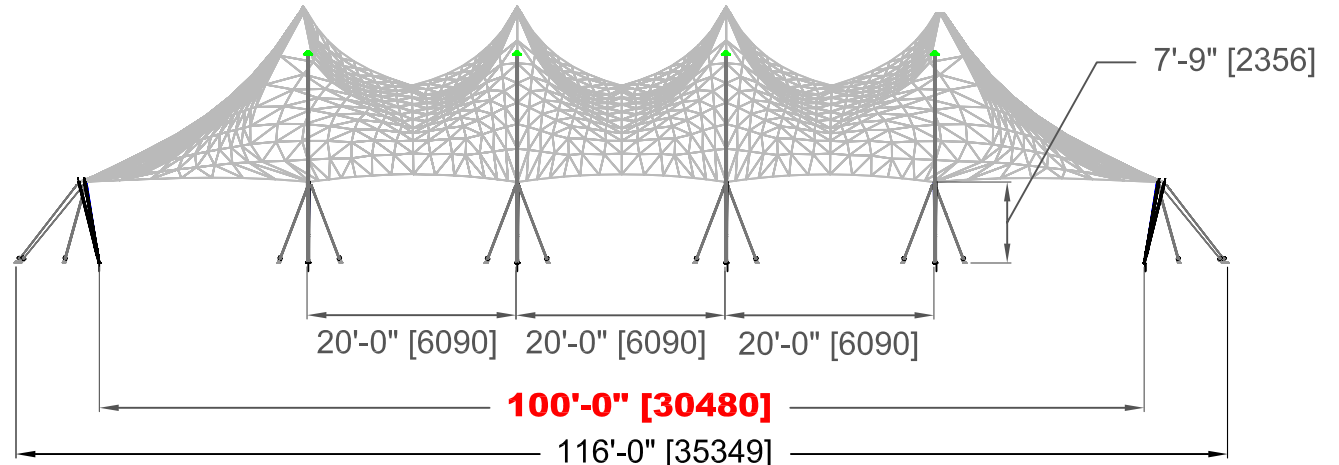
1796 sqft + 1212 sqft + 1212 sqft + 1796 sqft
 = 6016 sqft -Total Area



Plan View

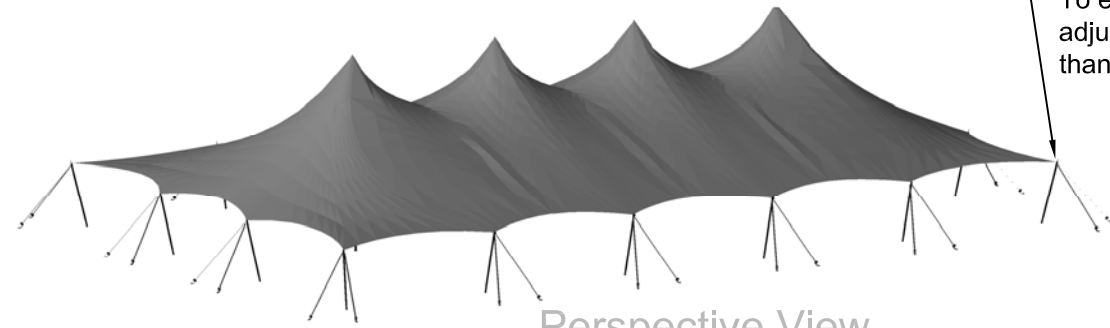


End Elevation



Side Elevation

Installer Note:
 To ensure against water ponding adjust corner posts lower (shorter) than side posts.



Perspective View

ITEM #	PART #	QTY.	Um	DESCRIPTION	WEIGHT
1	40.39.020	2	1	POLEADION 60 END BAY ROOF PANEL	0.0
2	30.76.014	4	1	MAST ASSY POLEADION	209.7
3	30.76.012	16	1	SIDE POLE ASSY - POLEADION	131.6
4	30.16.210	32	1	STRAP 2 IN X 168 IN WITH SAFETY HOOK	94.6
5	30.73.020	32	1	ANCHOR WINCH COMPLETE	194.4
6	30.50.021	4	1	MEGA CAST CONE	6.7
7	40.39.021	2	1	POLEADION 60 MID BAY ROOF PANEL	0.0
8	20.70.105	6	1	EXT 10.13.015 240 IN 6061-T6 EXTRUSION	54.96
9	20.70.103	38	1	EXT 10.13.015 125 IN 6061-T6 EXTRUSION	181.29
10	20.70.104	8	1	EXT 10.13.015 15 IN 6061-T6 EXTRUSION	4.58
Total lbs		54.10.330		POLEADION 60 X 100 SYSTEM	878

An Anchor Kit is required to complete the installation of this System

tentnology co.

15427 66th Avenue Surrey B.C. Canada V3S 2A1
 Tel: (604) 597-8368 Fax: (604) 597-8749 e-mail: tent@tentnology.com

POLEADION 60 X 100 SYSTEM
 General Arrangement

Project: Poleadion	Scale: NTS	Sheet No.: 1 of 1
Dwg By: KM	Date: 08 Jan 08	File No.
Ck'd By: ALI	App'd: <i>GN</i>	54.10.330